

Hage & Co's.
Educational Series.

PRIMER I.

81
CANADIAN READERS.

PE
1117
C213
bk.1

CURR HIST

W. J. Gage & Co.'s Educational Series.

R. Frank Lyle,
THE
MORRISBURG, ONT.

FIRST PRIMER:

BEING THE ALPHABET IN

PICTURES AND WORDS.

BASED ON THE SERIES

PREPARED BY

J. M. D. MEIKLEJOHN, M.A.,

PROFESSOR OF EDUCATION IN THE UNIVERSITY OF ST. ANDREWS,

AND EDITED BY

CANADIAN EDUCATIONISTS FOR USE IN THE SCHOOLS OF CANADA.



W. J. GAGE AND COMPANY,
TORONTO AND WINNIPEG.

1881



Entered, according to Act of Parliament, in the Office of the Minister of Agriculture, in the Year of our Lord 1881, by W. J. GAGE & CO., Toronto.

UNIVERSITY
OF ALBERTA LIBRARY

62 Vols

P R E F A C E.

THE FIRST PRIMER is based upon two principles: 1. *That the Alphabet is best taught in Words*; 2. *That Words are best taught in and through Pictures.*

The picture and then the symbol—that is the key-note to this little book. But the words and the lessons have been selected and drawn up with a view to leave room for the Teacher to employ *the method he considers best* in teaching the letters and their forces.

Those who prefer the *Alphabetic Method* will find the lessons arranged so as to suit them admirably. The presentation of the picture, and from that leading to the *word sign*, is the best way of teaching by the *Word Method*.

The fact that *only one power* of single letters is used in the lessons contained in the early part of the book, from page 7 to page 19 inclusive, adapts this series perfectly to the *Phonic Method*, or the combined *Word and Phonic Method*.

It will be an *event* to the child to turn to a new page, as he will then find a new set of pictures and new symbols.

The single letters, in one and only one of their powers, are first taught; then the double letters—double vowels and double consonants, initial and final.

It is earnestly recommended that the *names* of the letters be not taught until a *need* for their names has arisen in the pupil's mind. The alphabet is given at the beginning for reference.

Stories are introduced as soon as possible, so that there may be some *mental movement* at an early stage.

Teachers are advised to let their pupils begin to write and read *script* from the beginning.

997884

a b c d

e f g h i

j k l m n

o p q r s

t u v w

x y z

A B C D

E F G H I

J K L M N

O P Q R S

T U V W

X Y Z

SCRIPT ALPHABET.

A B C D E F G
H I J K L M N
O P Q R S T U
V W X Y Z

a b c d e f g h i j
k l m n o p q r s
t u v w x y z

SCRIPT FIGURES.

1 2 3 4 5 6 7 8 9 0


THE FIRST PRIMER.

PART I.

Or the 26 Letters in 26 Lessons

STRUNG UPON

a e i o u




LESSON 1.

1. a cat and a rat.
2. a rat and a hat.

LESSON 2.

1. the cat sees the rat.
2. run, rat, run.
3. rat, run from the cat.

cat rat hat



LESSON 3.

1. I see an egg.
2. this is a pen.
3. that is a hen.
4. I see an egg, and a pen, and a hen.
5. the hen has ten eggs.

LESSON 4.

1. a hen, an egg, and a pen.
2. ten men, ten eggs, and ten hens.
3. ten hens had ten eggs.
4. the cat sees the hen.
5. run, hen, run.

egg hen pen men



LESSON 5.

1. a pig, and a fish, and a chick.
2. I see a fish on a dish.
3. the fish has fins.
4. I see a pig; it is big; it cannot run.

 LESSON 6.

1. the hen has three chicks.
2. the hen met the big fat pig.
3. the pig met the hen.
4. the cat met the hen and the big fat pig.

pig fish dish



LESSON 7.

1. an ox, and a fox, and a box.
2. a fox, and an ox, and a box.
3. the ox is fat ; the box is big.
4. I see a dog and a fox.
5. the fat ox is in the shed.

LESSON 8.

1. the dog sees the fox.
2. the fox sees the dog.
3. run, fox ; run, dog.
4. the dog will catch the fox.
5. the fox is in his den.

ox box fox dog



LESSON 9.

1. that is my dog on that log ;
he sees a frog.
2. a dog, and a frog.
3. a frog, and a log, and a dog.
4. the dog will not catch the
frog.

LESSON 10.

1. the dog is still on the log.
2. the dog will catch the fox.
3. the dog sees the fox.
4. the fox sees the dog

dog log frog



LESSON 11.

1. I see a boy ; I see the sun.
2. my boy sees the sun.
3. the sun sees my boy.
4. oh what fun
to run in the sun.

LESSON 12.

1. run, boy, run, in the sun.
2. the sun is too hot.
3. I must not run in the hot sun.
4. the boy will run to the mill.
5. the sun will set soon.

fun run sun



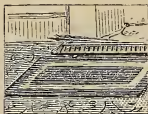
LESSON 13.

1. a duck, and a bee.
2. a bee, and a tree.
3. the duck says quack.
4. buzz, buzz, says the lit-tle
bee.
5. the hen says cluck.

LESSON 14.

1. the bee will say buzz.
2. I see a bee, and a tree.
3. the hen will sit on the tree.
4. the hen had ten lit-tle chicks.

duck cluck tree



LESSON 15.

1. a jug, and a mug.
2. a rug, and a mug.
3. a rug, and a jug.
4. bring me the milk in the jug.
5. the rug is on the car-pet.

LESSON 16.

1. the milk is in the mug.
2. the milk is for the cat.
3. the cat drinks milk.
4. the dog and the cat will get
the milk in the jug.

jug mug rug



LESSON 17.

1. a man, a pan, and a fan.
2. a pan, a fan, and a man.
3. Ann has a fan in her hand.
4. a fat man, and a pan.
5. the man stands on a hill.

LESSON 18.

1. the fat man has a big jug.
2. the lit-tle boy has a mug.
3. the lit-tle boy will get milk
for his cat.
4. Sam will bring it in a big jug.

man pan fan



LESSON 19.

1. a bell, and a shell, and a well.
 2. the bell fell on the shell.
 3. the fox ran fast from the dogs.
 4. the shell fell in the well.
-

LESSON 20.

1. quack, says the duck in the pond.
2. bow-wow, says the dog.
3. the fox and the dog fell in the woods.
4. off ran the fox; run, fox, run.

bell shell well



LESSON 21.

1. a king and a ring ; the king
has a ring.
2. the ring is on his fing-er.
3. I see the king.
4. the bird will sing a song to
the king.

LESSON 22.

1. the bird sings on the tree.
2. sing, lit-tle bird, sing.
3. the king's dog ran at the fox.
4. ring the big bell.

king ring sing



LESSON 23.

1. a cow, a sow, and a dog.
2. the dog says bow-wow.
3. the cow met the sow.
4. get off my path, said the cow.

LESSON 24.

1. ver-y well, said the sow.
2. I see a fox, said the sow to
the dog.
3. I will catch him, said the dog.
4. John sees the dog run af-ter
the fox.

cow sow bow wow



LESSON 25.

1. a pup, a cup, and a tub.
2. a pup, and a tub.
3. the pup will sup out of the cup.
4. the pup sees the cup and the tub. _____

LESSON 26.

1. rub and scrub him in the tub.
2. rub and scrub him ver-y much.
3. bring milk in a cup..
4. the pup and the cat like to sup milk.

pup cup tub



Har-ry had a pet chip-monk. He used to let it out of its cage to see it play. One day the cat killed it, and Har-ry felt ver-y sor-ry at the loss of his lit-tle friend.

PART II.



LESSON 1.

1. Let us peep at the sheep.
2. Ba-by sleeps ; let us peep at him.
3. I see a deer near that hill.
4. The sheep feed on the grass.
5. The deer will cross the riv-er.
6. I see a sheep and a deer.
7. Oh Lu-cy, see that lit-tle sheep ;
I'll hold you up to get a peep.

8. *In winter it freezes,
And little Tom sneezes.*
9. *In spring the birds sing,
And the breeze stirs the trees.*



LESSON 2.

1. Mam-ma gave me this book.
2. The cook put the fish in the dish.
3. The rook sat on the tall tree.
4. The fox sat at the foot.
5. The brook is cool.
6. The man shot all the rooks.
7. Ned took the rooks from the man.
8. I hit my foot on a stick.
9. Get a spool, a spoon, and ten hooks.
10. The wind shook nuts from the trees.
11. *Mary, bring your book;
We'll find a quiet rook
Beside a little brook,
And at the pictures look.*



LESSON 3.

1. A boat, and a coat, and a goat.
2. The boat floats on the sea.
3. The coat hangs in the bed-room.
4. The goat feeds on the rocks.
5. The toad sat on the road.
6. All you do and all you say,
God can see and hear.
7. Rain, rain, go a-way,
Come a-gain some oth-er day:
Lit-tle John-ny wants to play.
8. *Little darling baby,
Cannot stand, or walk,
Cannot nurse the kitten,
Cannot sing, or talk.*



LESSON 4.

1. This is a nail ;
That is a pail.
2. Look at that snail ;
He has a short tail.
3. Put the snail in the big pail.
4. Tell Tom to bring me a nail.
5. When the stars at set of sun
Watch you from on high,
When the morning has begun
Think the Lord is nigh.
6. *Do all the good you can,
In all the ways you can,
Just as long as you can,
To all the people you can.*



LESSON 5.

1. The cow is whisk-ing her tail.
The maid is hold-ing the pail.
2. We'll spend the day
In mak-ing hay ;
3. This fish is af-ter a fly.
When it rains, he wants no um-
brel-la.
4. La-zy Tom lay on the hay,
All the sul-try sum-mer day.
First I work, and then I play.
5. *Little birds chirp on the tree,
Little lambs are running free,
Little kittens sport and play,
Little things are always gay.*



LESSON 6.

1. Tom shot a crow with his bow.
2. The north wind doth blow,
And we shall have snow.
3. I saw a crow on the tree.
4. When falls the snow, flow-ers will
not grow. If warm winds blow,
and melt the snow, O quick-ly
then the flow-ers will grow.
5. When you work and when you play,
Think the Lord is near.








6 *All that you do,
Do with your might,
Things done by halves
Are never done right.*



LESSON 7.

1. See that mouse run-ning in-to the house!
2. Run fast, or the cat will catch you!
3. How quick the mouse runs!
4. The gown hangs on its own peg.
5. The queen has a crown on.
6. A trout, a mouth, and a mouse.
7. I caught a trout in the brook.
8. Tom took the hook out.
9. The cat has a mouse in its paws.
10. *One, two, three four, five,
I caught a hare alive;
Six, seven, eight, nine, ten,
I let him go again.*

LESSON 8.

1. The  eats grass and clo-ver.
2. The  eats hay and oats.
3. The  eats grass and this-tles.
4. The  eats grass and tur-nips.
5. The  eats oats and bar-ley.
6. The  eats beef and bones.
7. The  eats mice.
8. The  eats cab-bage and roots.

PART III.



19

"Our Little Ones."

This is lit-tle Har-ry Brown. He can-not walk ver-y well. He of-ten falls, but he does not cry. He puts out his hands, so as not to hurt his head.


Have you a ba-by at home? Yes, and he can talk and walk. He does not talk like me. He says fing for thing, and tat for cat.

Our ba-by has two ears, two eyes, a mouth, a nose, ten fin-gers and ten toes.



When the day's o-ver,
When tea-time has come.
Brin-dle and Bess
Walk slow-ly home.

They stop by the bars
And switch their tails,
Till the girls bring out
Their milk-ing pails.



1. I love my lit-tle kit-ten,
 She has such pret-ty ways,
She looks so ver-y fun-ny,
 When with my ball she plays.

2. I like to watch my kit-ten,
 She has such fun-ny tricks,
She looks so ver-y pret-ty,
 When on the couch she sits.



1. Birds in a nest,
Nest up-on a tree ;
Un-der moth-er's breast,
Warm as warm can be !

2. Moth-er keeps you warm,
Fa-ther brings you food,
Safe with-in your nest,
Hap-py lit-tle brood !

